



Starting the, phonics &
reading journey in the
Reception class.

Aims of video

To help parents and carers understand about

- Phonics
- High Frequency words
- Starting the reading process



What is phonics?

Phonics is a systematic approach to help children read and write





- There are 26 letters in the alphabet.
- The letters in the alphabet make up phonemes (sounds) and graphemes (a number of letters that represent a sound).

For example:

mat

m - a - t

ship

sh - i - p

- A good example of a grapheme is the sound 'ie' which can be written in many other ways:

ie

pie
tie
die
fried

i-e

rice
hide
nice
ride
pipe

y

cry
dye
why
by
bye

igh

high
might
sigh
night
fight



How do we
teach phonics?



The first sounds that we teach:

m a s d t i

Very quickly, using these letters, children will be able to blend and read words. For example;

mat mam dad did sad

Sam sit it am is at

You can support your child with sounding out words using Fred Fingers. For example,



p - a - n

pan



d - u - ck

duck


































c - oi - n

coin



For more information about Fred Fingers look at
<https://www.ruthmiskin.com/en/find-out-more/parents/>

We will send a phonics mat home. This will have the rhymes that help children with formation. Please use this and have it visible for your child to access at home.

 m	 a	 s	 d	 t	 i
 n	 p	 g	 o	 c	 k
 u	 b	 f	 e	 l	 h
 sh	 r	 j	 v	 y	 w
 th	 z	 ch	 qu	 x	 ng  nk

To find out about how to say the sounds follow the link.



<https://www.youtube.com/watch?v=TkXcabDUg7Q>



What are High
Frequency Words?

High Frequency words

- Children need to learn and be able to read all of these words, and eventually spell them.
- **Green words** - can be Fred talked.
- **Red words** - Don't fit into usual spelling patterns. They are tricky and it is necessary for children to know some words are "tricky" and can't be sounded out.

a	of	go	mum	this	are	it's	help	by	day
an	can	big	back	you	down	so	little	their	Mrs
the	off	him	we	then	look	do	what	time	looked
as	dad	into	but	they	my	from	one	house	made
at	I	his	put	all	too	some	when	oh	called
if	on	not	me	see	her	come	don't	about	could
in	had	he	will	with	said	children	old	Mr	came
is	no	up	be	for	went	were	out	asked	make
to	and	got	was	them	have	just	I'm	saw	here
it	get	she	that	now	like	there	people	your	very



When will my child
bring a reading book
home?



Windy Nook Primary School

- Children are assessed frequently. Reading books will be sent home when they have the skills to access the reading books.
- Some children will access reading books after half term. For other children it may take a while longer.
- Reading books will match the children's reading skills. We may send home picture books, sound recognition books and books with words in.

Due to COVID we will be quarantining books for 72 hours, once they return to school. As a result reading books / phonics homework will be collected every Friday and sent out every Monday.

**For more information about phonics
and reading please look at the parents
page on the RWI phonics website**

<https://www.ruthmiskin.com/en/find-out-more/parents/>