



Phonics & Early Reading


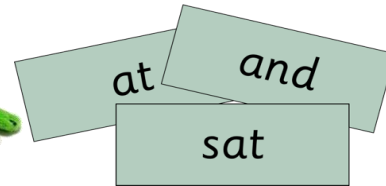





What phonics is



Why your child is learning to read with phonics





English alphabetic code

One of the most complex alphabetic codes in the world

- 26 letters
- 44 sounds
- Over 150+ graphemes (letter combinations)



Sounds can be made up of 1, 2, 3 or more letters

ar - car far bar

sh - ship shop fish

igh - fight night sight

Children then learn to read and write the letter using the hook to help them remember



For more information about letter formation scan the QR Code



When teaching children, the sounds of letters and to help them blend words it is important that a pure sound is used.



m-a-t = mat

muh-a-tu = muhatu



To find out about how to say the sounds follow the link.
<https://www.youtube.com/watch?v=TkXcabDUg7Q>



Fred in action



<https://schools.ruthmiskin.com/training/modules/86>

For more information about sound blending, scan the QR Code

Fred Talk



- Say the word in sounds e.g. c-a-t
- Ask the child to repeat.

- Can they 'jump-in' with the whole word?

- Say the word in sounds followed by the whole word e.g. c-a-t, cat.
- Ask the child to repeat.



For more information about sound blending, scan the QR Code

What does a lesson look like?



<https://schools.ruthmiskin.com/training/modules/45>

m a t

mat



For more information about sound blending, scan the QR Code



<https://schools.ruthmiskin.com/training/modules/45>
































How is phonics taught in school?

- Children are taught whole class for 6 weeks.
- Children are then assessed.
- Children are grouped by phonic stages.
- Children are taught to the group's challenge level.
- Children are re-assessed every half term and grouped again by phonic stages.

What can you do at home?

- Use pure sounds rather than letter names.
- Fred talk games to help children hear the sounds in words.
- Teach the picture names.
- Practise reading sounds speedily.
- Watch the Virtual Classroom films together.
- Use the handwriting phrases to practise writing.

We will send a phonics mat home. This will have the rhymes that help children with formation. Please use this and have it visible for your child to access at home.

 m	 a	 s	 d	 t	 i
 n	 p	 g	 o	 c	 k
 u	 b	 f	 e	 l	 h
 sh	 r	 j	 v	 y	 w
 th	 z	 ch	 qu	 x	 ng
					 nk

- Reading books will be sent home when they have the skills to access the reading books.
- Reading books will match the children's reading skills. We may send home picture books, sound recognition books, and books with words in. Some children will bring home games to help with letter recognition and practise with blending words.

Reading homework and library books will be sent out every Wednesday.

Please return the blue record book and reading books every Monday.





- Ruth Miskin Parents' Page:
 - <https://www.ruthmiskin.com/parents/>
- Ruth Miskin Facebook:
 - <https://www.facebook.com/miskin.education>
- Free e-books for home reading:
 - <http://www.oxfordowl.co.uk/Reading/>